



# Shaping the Future of Forest Intelligence



## Our Journey Implementing Remsoft Operations

Jody Jenkins – VP Timber Services

Acadian Timber



ACADIAN **TIMBER**

## Our Journey Implementing Remsoft Operations

Jody Jenkins – VP Timber Services

Acadian Timber

# We're still early in our journey...

Here's what's working, what's been harder than expected and what we're learning



ACADIAN **TIMBER**

remsoft<sup>®</sup>

GLOBAL FORESTRY CONFERENCE '26

# About us

## Our Lands

Forest Area	Hectares
■ Maine Timberlands	121,000
■ NB Timberlands	314,000
■ NB Crown (Managed)	537,000
<b>Area Under Management</b>	<b>972,000</b>



# About us

## Our Business

- Forest Products
- Timber Services
- Real Estate
- Recreation



ACADIAN TIMBER

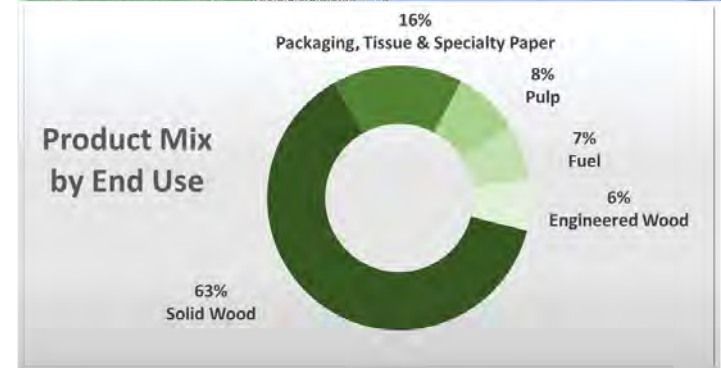
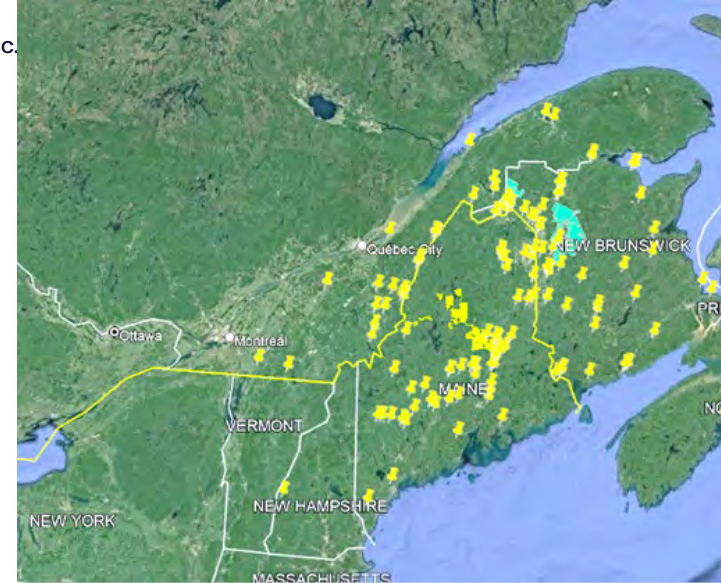
remsoft®

GLOBAL FORESTRY CONFERENCE '26

# About us

## Operational Overview and Challenges

- No Processing Facilities
- Two Countries
- Private and Public Land
- 975,000 m<sup>3</sup> Annual harvest
- 9 species groups
- 70+ regional customers



# About us

## Pre-Remsoft Operations Operational Planning

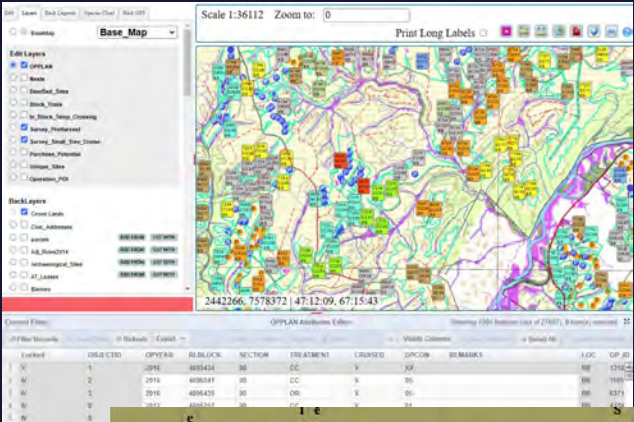
- Trimble Log Inventory Management System
  - Contractor payment
  - Sales contract administration
  - Delivery tracking
  - Inventory Tracking



# About us

## Pre-Remsoft Operations Operational Planning

- Acadian Timber Forest Information System
  - Web Based Editor based on ESRI
  - Block location, treatment, proposed volume
  - Pre/Post harvest survey management
  - Initial Contractor Assignment
  - Block Status Tracking
  - Trucking distances / routes



RLBLOCK	Oper Year	Oper Year Code	Section	Treatment	Location	Landbase	Location	Remarks
F980641	21.2026	0	ATLPNSC	West Tobique	South General Forest	Hayley Brook	ESMNNN	False C

Landbase ID	Exit Point Distance	Error Code	Error Message
Delete 42904	BPRL	8	
Delete 42903	BURM	6	
Delete 42908	SQ-G	48	

Exit Point	AT	PR	ATSQ	AV	CL	AVN	BALM	BEBE	BORL	CHSA	CHSS	CIDE	CNSA	CRAB	ENV	FLAK	GARD	GLS
BPRL	53H	54H	151H	193H					100H	198H	74H	190H	177H	139H	198H	325H	171U	237H
BURM	44H			183H				90H									161U	
SQ-G	134H	48P	145H	278H	175H	193H	158H	221H	68H	189H	178H			220H			229U	

# About us

## Pre-Remsoft Operations Operational Planning



Harvest Manager Process



- Crew Productivity
- Block scheduling
- Volume Forecasting
- Financial Forecasting

# Why we invested in Remsoft Operations



# Why we invested in Remsoft Operations

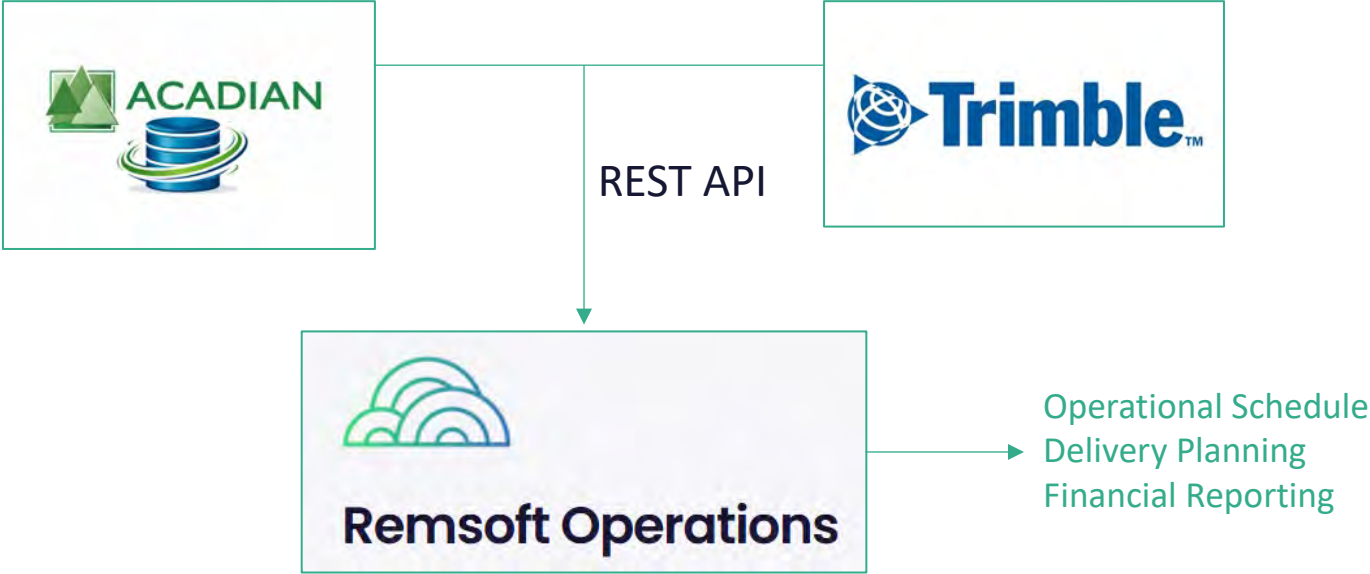
## Problems we wished to solve

- Operational foresight
- Enterprise platform
- Full integration (single system data entry)
- Finance system integration



# What's Working

One stop information source



# What's Working

## Forward Visibility – Operational Scheduling

- Better mid to long term identification of challenges and opportunities:
  - Harvest levels by species group and zone.
  - Block / Equipment compatibility
  - Harvest seasonality

S.T.A.O Foresterie Inc.			
S.T.A.O Foresterie LP1			
F985553_00_CC_NB	February 24	22	0
F980257_10_OR_NB	March 26	9	0
F980162_01_CC_NB	May 30	15	0
F982585_01_CC_NB	June 20	9	0
F983020_01_OR_NB	July 03	3	0
F981277_11_SC_NB	July 08	3	0
F983173_00_OR_NB	July 11	4	0
F980988_00_CC_NB	July 17	35	0
F986364_00_CC_NB	September 11	8	0
F980130_00_CC_NB	September 23	43	0
F982495_10_OR_NB	November 21	54	0
F982495_11_SC_NB	February 09	2	0
F983075_20_CC_NB	February 11	23	0
F980962_21_SC_NB	March 16	10	10
F982258_00_CC_NB	May 18	1	1
F982258_10_OR_NB	May 19	15	15
F980045_10_OR_NB	June 09	2	2
F982427_11_SC_NB	June 11	11	11
F981845_00_CC_NB	June 26	7	7



# What's Working

## Forward Visibility – Deliveries

- Continuously updated delivery schedules
  - By planned market and haul zone.
  - Not reliant on historical values or averages.

Schedules > Delivery [Generate Latest Schedule](#)

Start Date: 1/1/2026 End Date: 12/31/2026 Unit Type: Treatment

Destination

		2026		Q2 Total		Q3	
		June	June Total	Q2 Total	September	September Total	
		6/1			9/14		
New Brunswick	Planned	25.0	25.0	25.0	25.0	25.0	
	Actual						
	Forecast	25.0	25.0	25.0	25.0	25.0	



# What's Working

## Budgeting and Financial Forecasting

- Detailed financial reporting
  - Costs and revenues can be configured to fit reporting needs
  - Identify financial challenges based on future planned operations.
  - Financial forecasting is an output not a separate process.
- 2026 budget built from harvest/delivery schedule

remsoft OPERATIONS Home Schedules

Schedules > Financial Generate Latest Schedule

Financial Summary

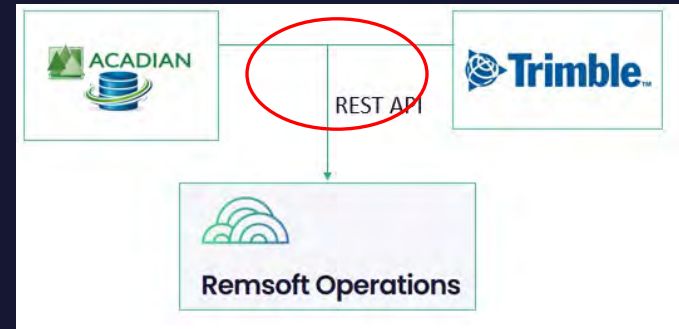
Start Date 1/1/2026 End Date 12/31/2026 Apply

Forecast

# What was harder than expected

## Data Standardization

- Joining siloed systems is difficult
- Expanding original intended use
- Different levels of detail
- Naming conventions



# What was harder than expected

## Details and Timing

- Product prediction
- Harvest rates
- Trucking zones



# What's still to come

## Transportation Module Use

- Different needs for Maine and NB
- Timing Later in 2026



# What's still to come

## Harvest Actuals

- Harvester and Forwarder Telematics
- Automated roadside and in block inventory determination
- Timing TBD



# Our Advice

## Don't wait until things are perfect

- There will always be better information you don't yet have.
- Realize the benefits from what's available.
- Plan to build in improvements when you're ready.

# Our Advice

## Keep it Simple

- Fewer cost items make data management and updating simpler.
- Ask these questions:
  - Is it variable?
  - Is it material to your outcome?
  - Is it something that's predictable?

# Questions ?

