



Shaping the Future of Forest Intelligence

remsoft®

Stratus

What is Stratus?

Why is it important?

What business problems does Stratus solve?



Business Problems

1

Your data is locked in a legacy system or flat files and single user access (or you have no system)

2

You manage forests across multiple regions for multiple stakeholders

3

Your data are not standardized and difficult to analyze

4

Costly application and maintenance fees

5

It has been 2 years and our LMS is still not operational

6

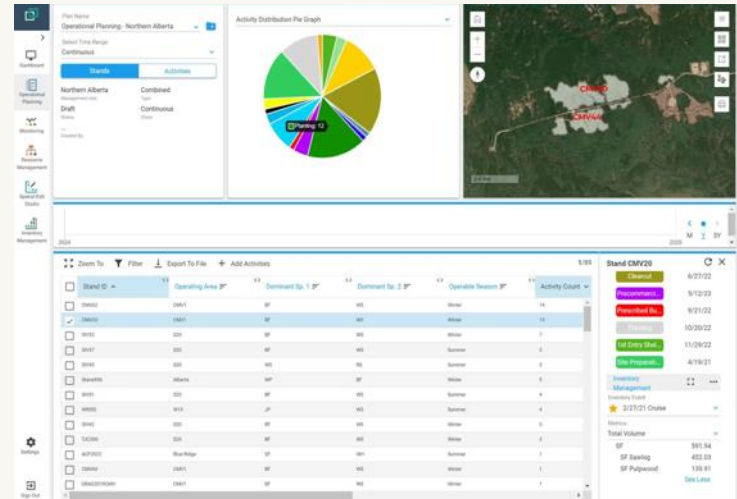
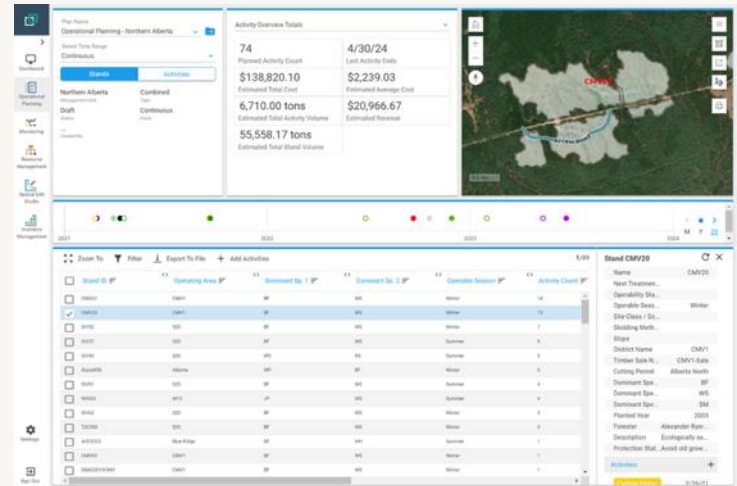
You care about cybersecurity

Stratus

Land Management, Resource & Data Analytics System

Transforms complex forest and land data into operational and tactical plans.

Stratus leverages the Esri ArcGIS Enterprise Platform to manage existing GIS resources/layers and offers tools for planning, budgeting, monitoring, and data-driven forest management.



Stratus Capabilities

1

Operational Planning

Plan harvest, silviculture, and construction. Compare scenarios, assign dates/costs, divide into phases, and track activity timelines.

2

Resource Management

Schedule contractors, activities, tools, and equipment. Assign resources and view timelines across all operations.

3

Inventory Management

Import cruise, audit, growth & yield, and depletion data. Integrate with Prism, Field Maps, and lidar-enhanced inventory.

4

Monitoring & KPIs

Track progress, volume, cost, and revenue. Auto-create follow-up activities. Sync field data via ArcGIS Field Maps or Survey123.

5

Spatial GIS Management

Web-based topological editing, import shapefiles, merge / split / reshape features. Edit session tools to review before committing.

6







Data Analytics & Governance

Configurable dashboards, cost/volume/revenue reports. Super configurable terminology, permissions, and map layers

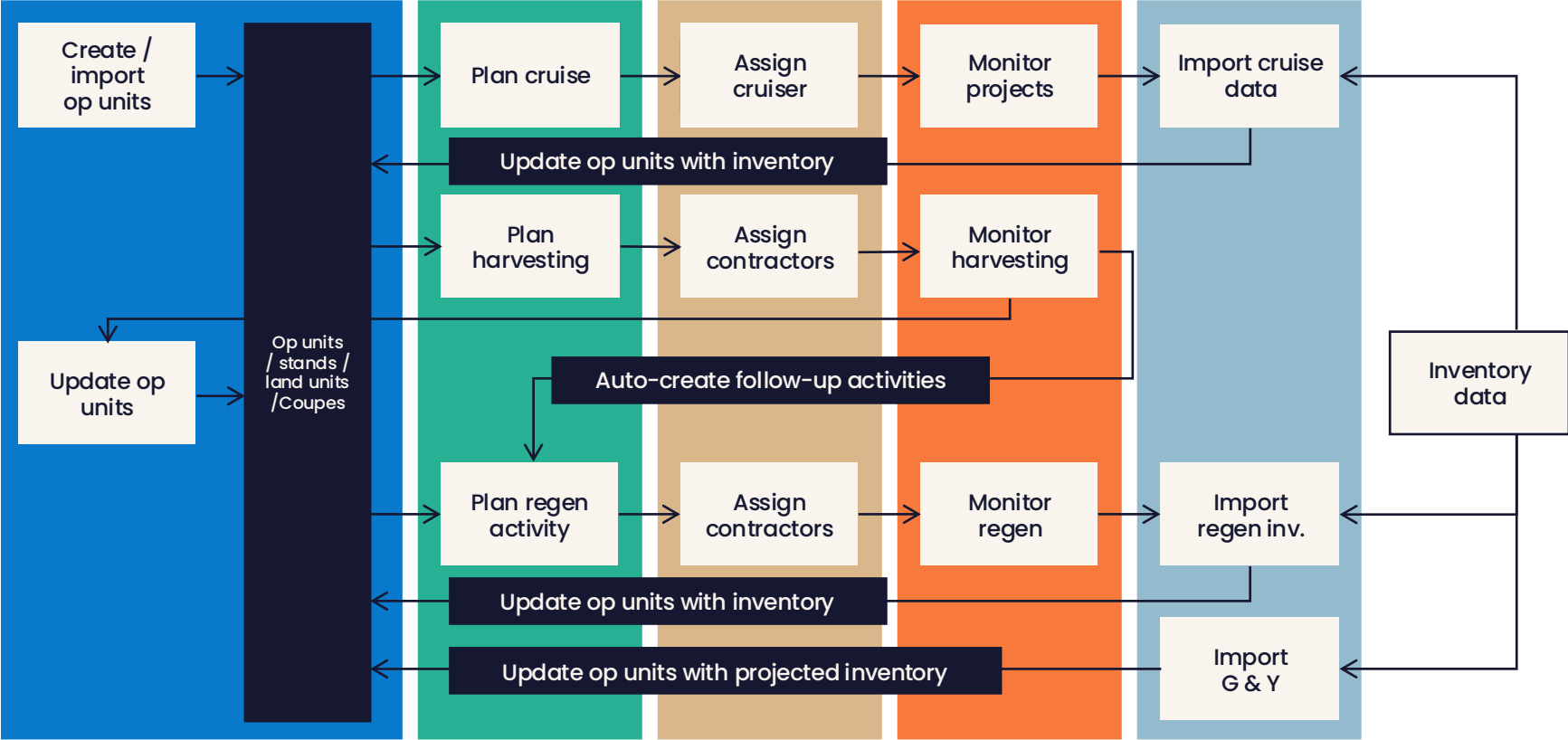
Consolidate Your Business Processes with Stratus



Stratus Modules Overview

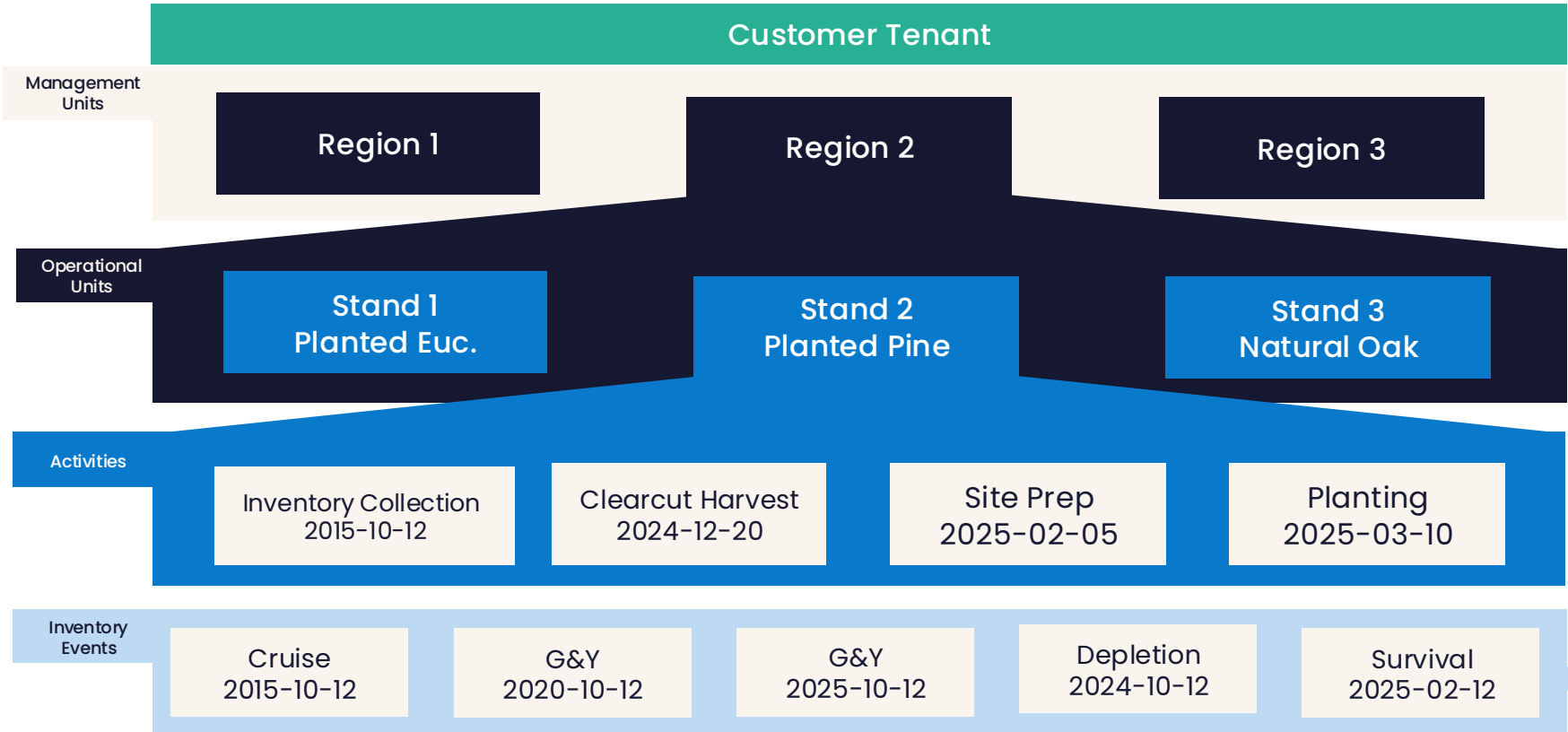
Term		Meaning
Spatial Edit Studio		Complete spatial or attribute edits on any spatial layer in the system with topological or simple editing tools. Import GIS data.
Operational Planning		Module for planning and creating scenarios at the operational, tactical, and strategic levels. Activity planning and comparisons.
Resource Management		Create, manage, and schedule/assign resources such as contractors, equipment, internal personnel, etc.
Monitoring		Monitor, calculate, summarize, and compare key performance indicators (KPIs) of activities. View current, planned, and historic activities.
Inventory Management		Import inventory events and view reports for one or many records to make important decisions around activity planning and prescriptions.
Settings		Settings can be configured for data sources, activity types, permissions, terminology, map layers, tables, and much more.

Stratus Activity Management and Sequencing Workflows



Terminology is configurable to what best meets your needs.

Stratus Data Hierarchy and Activity History



Terminology is configurable to what best meets your needs.

Business Problems

1

Your data is locked in a legacy system or flat files and single user access (or you have no system)

2

You manage forests across multiple regions for multiple stakeholders

3

Your data are not standardized and difficult to analyze

4

Costly application and maintenance fees

5

It has been 2 years and our LMS is still not operational

6

You care about cybersecurity

Three Key Takeaways

1.

Efficiency gains through standardization and consolidation of forest management and GIS data.

2.

You do not need desktop software to manage forest assets across different forest regions and SOC2 Type II compliant.

3.

Effective decision-making by having inventory, activities management, and analytics in a single solution.

Visit the Stratus Booth

For a demonstration

Get to see some of the new features
coming in the next release



Shaping the Future of Forest Intelligence



INFLOR Forest

Full Forestry Chain Management System

Where is INFLOR used?

INFLOR FMS is being used worldwide

+12M HA
managed by our
solutions

+25 years
of experience in the
forestry market



62
Clients

4 continents & 10 countries
(Brazil, Argentina, Uruguay, Paraguay, Chile,
Colombia, USA, Portugal, Mozambique & China)



TIMOs



Pulp and paper
companies



Wood producers



Bioenergy Forests



Carbon capture companies

remsoft.

GLOBAL FORESTRY CONFERENCE '26

Who is using INFLOR?

Companies that manage their forest assets with our solution



Who is using INFLOR?

Companies that manage their forest assets with our solution



What our users are looking for?

Major challenges for our main user profiles

Forest Area

Planning & Control

- Do the right thing at the right time with compliance, traceability and transparency.

Controller

Cost Control

- Full traceability of expenses
- Forest Accounting
- Auditing
- ERP Integration

IT

Compliance

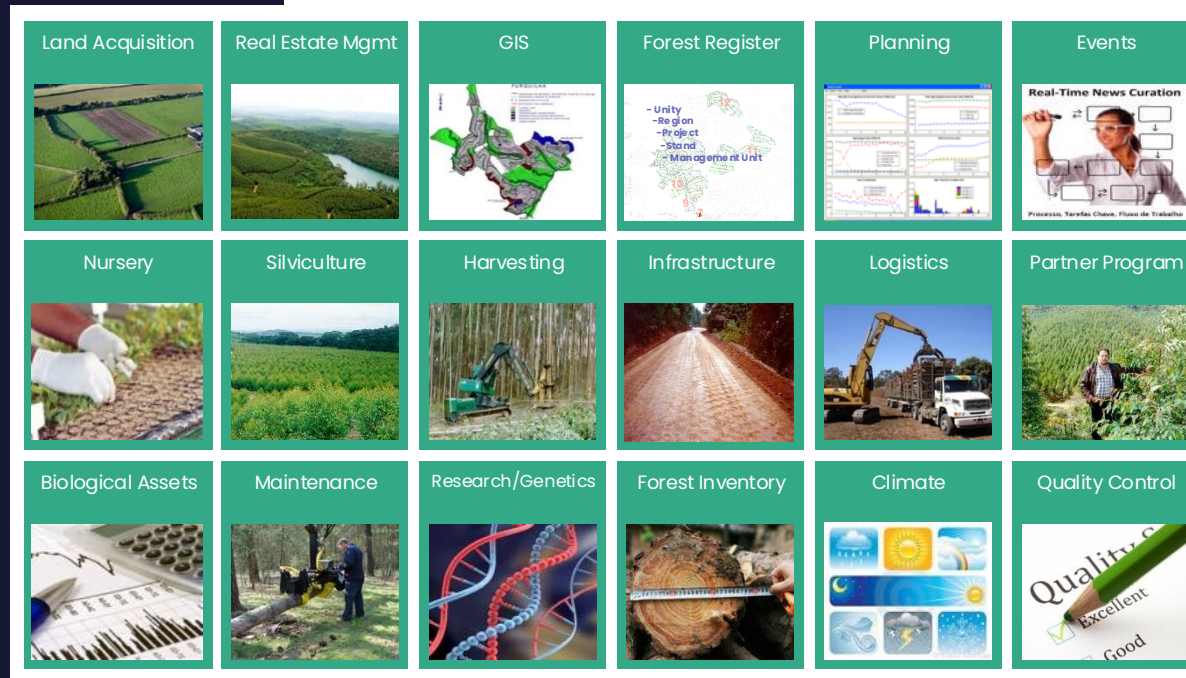
- Compliance with information technology requirements and best practices

Knowledge and best practices for better results!

Comprehensive Solution

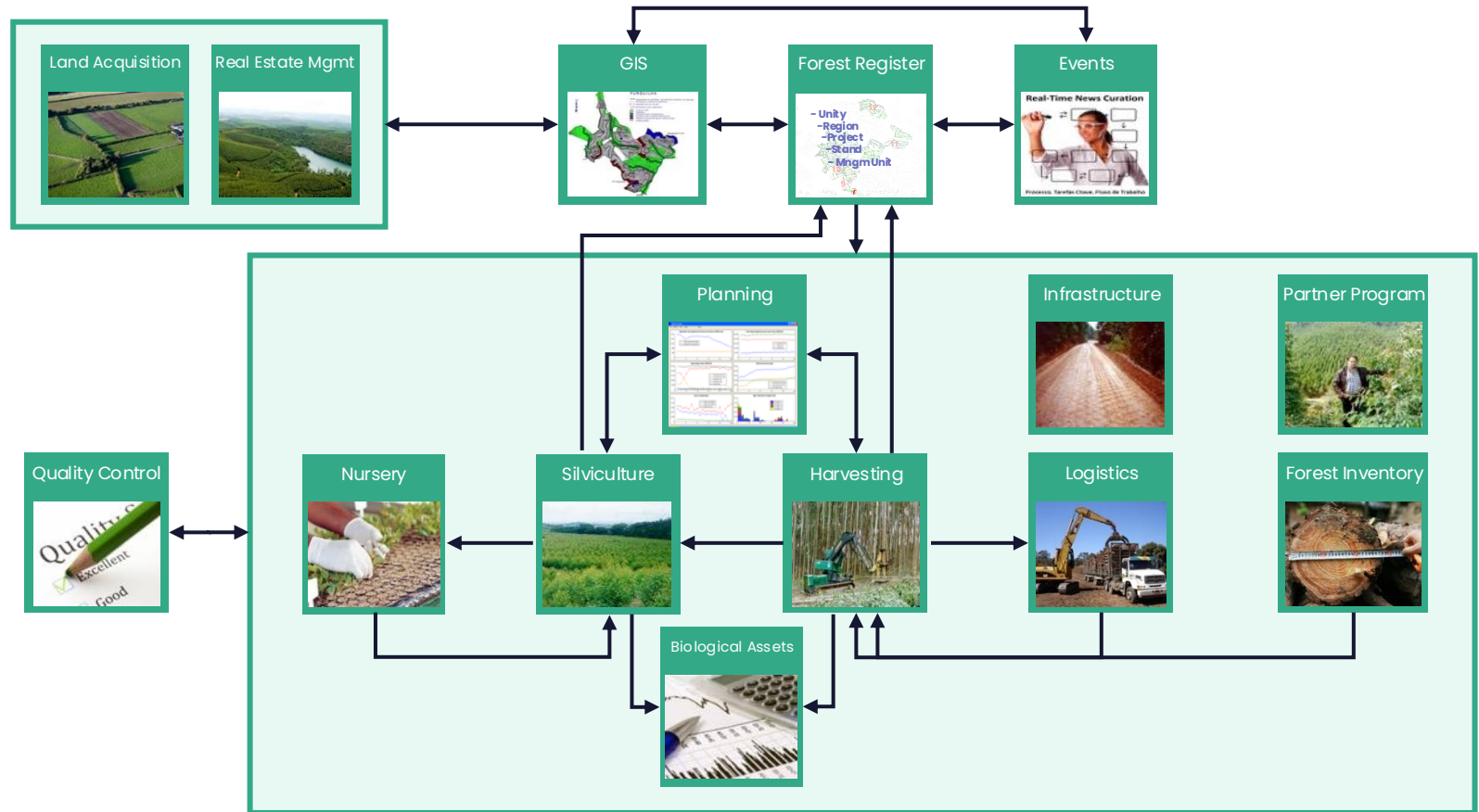
For each Forest Process:

1. Budget
2. Planning Operations
3. Operations Control
4. ERP Integration / Forestry Accounting



Integrated Process

One Decision can affect the entire Forest chain!



What we Control?

FMS Standard Process for the entire Forestry Chain

Budget	Operational Plan	Operation Control	Closing
<ul style="list-style-type: none">• Scenarios creation /evaluation• Technical Lists that can vary per land characteristics• Budget Assumptions• Detailed budget (materials, equipment's, workforce) in a stand level	<ul style="list-style-type: none">• Rolling Forecast• Plan screenshots• Budget x Plan x Programmed x Actuals• Non-Programmed Operations• Work Orders creation (Demand vs Capacity)• Contracts Control	<ul style="list-style-type: none">• Operation report by web or mobile• Telematics Integration• Pre-validation about each kind and amount of material / resource can be used in each operation• Quality Assurance (Inspections)• Productivity, Machinery Efficiency and mechanical availability• Automatic Stock Movements & adjustments	<ul style="list-style-type: none">• Payment Process for Contractors• ERP Integration for Finance/Accounting/ Depletion etc.• Get actual rates for own resources

Knowledge and best practices for better results!

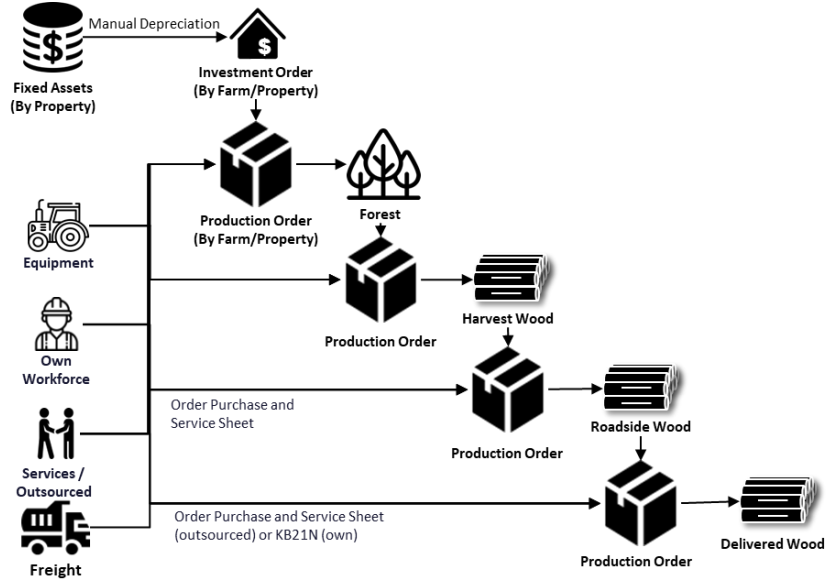
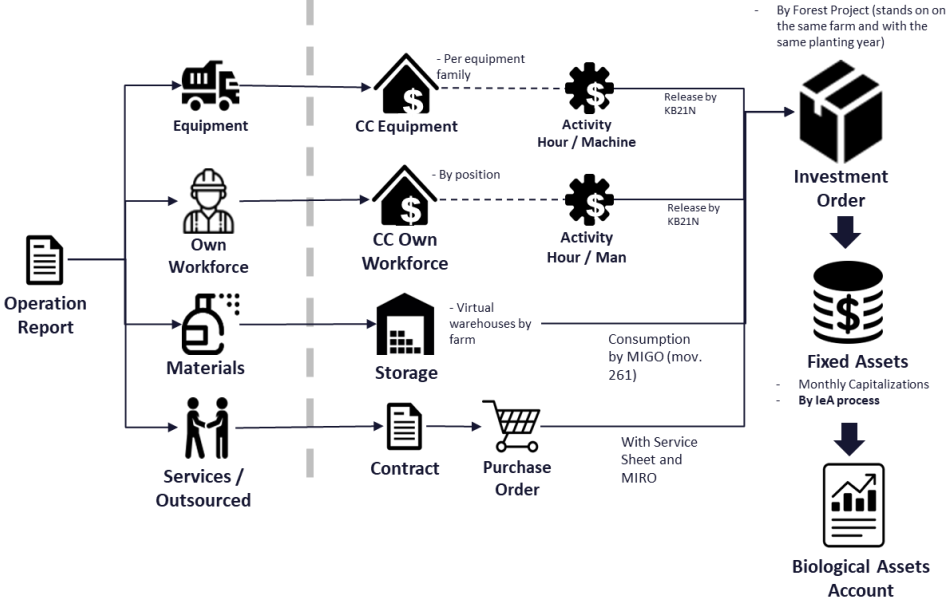
An Enterprise FMS

Deliver a baseline of ERP Integration for Forest Accounting / Finance

Eco-system	Telematics/IOT	Imagery Processing	Remote Sensing	Other Solutions	
Mobile	Field Data Collection	Operational Reports	Routes and Navigation	Executive Reports	GIS Integration
Forest Backoffice	Land Use	Wood Production	Wood Supply	Specialists	Budget and Costs
	<ul style="list-style-type: none"> Forest Register GIS Real State Events 	<ul style="list-style-type: none"> Silvicultural Plan Silvicultural Operation Roads Nursery 	<ul style="list-style-type: none"> Harvesting Plan Harvesting Operation Wood Hauling Wood Yard Management 	<ul style="list-style-type: none"> Quality Climate Genetic Material Wood Procurement Maintenance 	<ul style="list-style-type: none"> Budget Biological Asset Costs Rates
ERP Backoffice					

Forestry Ledger

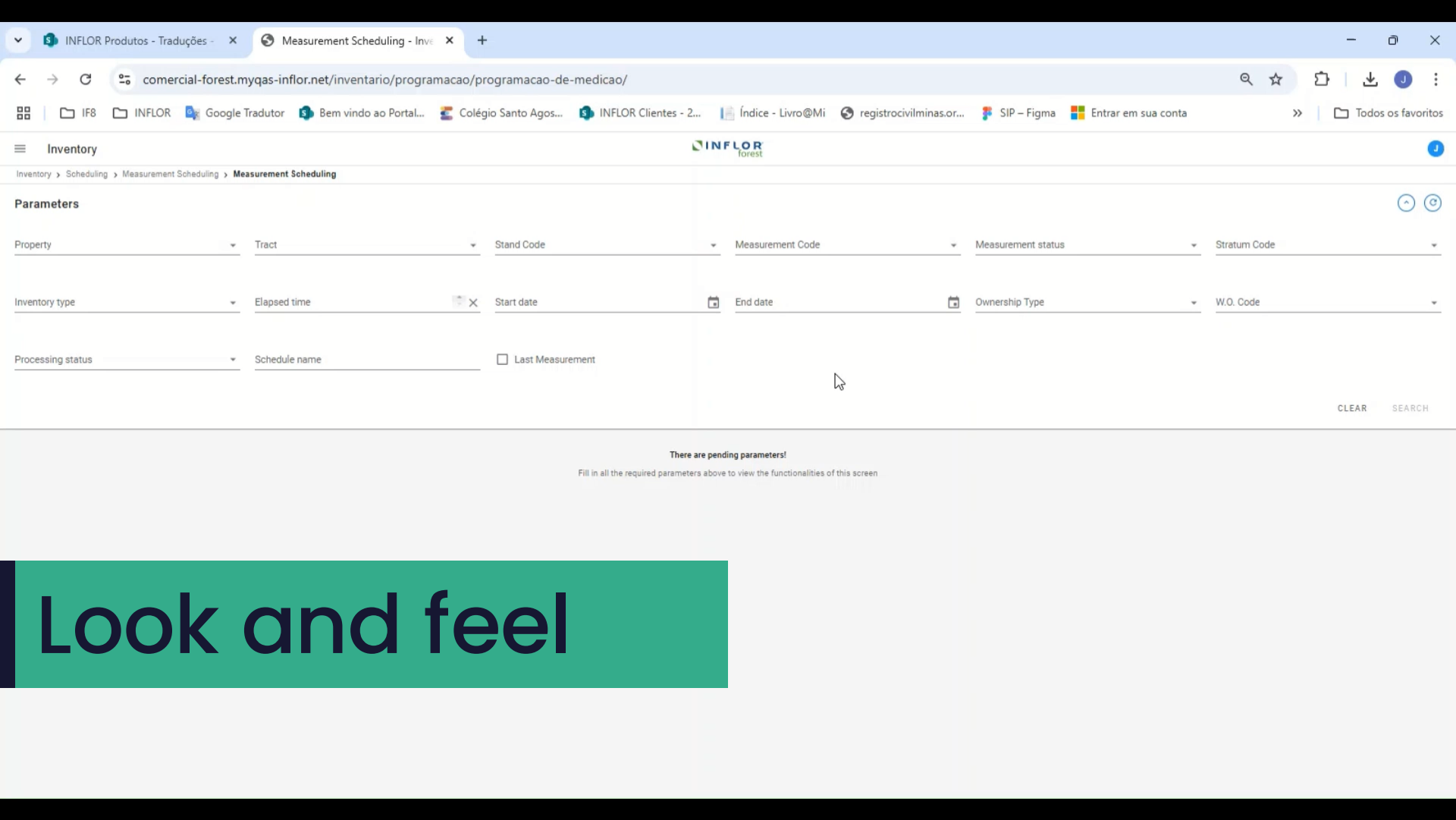
End to End Forestry Cost Management



Forestry Ledger

ERP Integration Baseline

25 Years improving a baseline
to delivery a simple way
to do complex things!



















Look and feel

- Power BI
- Gestão
- Favorites
- Recent
- Apps
- Shared with me
- Workspaces
- Gestão

Search content...

Dashboards Reports Workbooks Datasets

Showing 2 item(s)

	NAME ↑	ACTIONS	OWNER	INCLUDED IN APP
	☆ minnesota	      	Gestão	<input checked="" type="checkbox"/>
	☆ powerbi_redshift	      	Gestão	<input checked="" type="checkbox"/>

Look and feel



Carlos Albuquerque, INFLOR CEO

carlos@inflor.com

Canada/Head Office

500-77 Westmorland St.
Fredericton
(New Brunswick)
Canada E3B 6Z3

Main Line: 1-506-450-1511
Toll Free: 1-800-792-9468
info@remsoft.com

Canada/Ottawa Office

2685 Queensview Drive, Suite 100
Ottawa
(Ontario)
Canada K2B 8K2

Brazil

Av. Cassiano Ricardo, 601.
Sl 163. Jardim Aquarius
12246-870.
São José dos Campos-SP.
Brazil.

Tel: +55 12 3600 8094


Asia Pacific

Canterbury
New Zealand

Tel: +64 (0) 22 43 99 808

 [linkedin.com/company/remsoft-inc](https://www.linkedin.com/company/remsoft-inc)

 [facebook.com/remsoft](https://www.facebook.com/remsoft)

 twitter.com/RemsoftInc

 [youtube.com/user/RemsoftInc](https://www.youtube.com/user/RemsoftInc)